

Resilient seated gate valve  
flanged

PN10  
PN16

SEWAGE

WATER



Gate valve 2111 DN80



Gate valve 2002 DN80



Gate valve 2111 DN500



Packing cork protected against unscrewing and fully covered by additional cleaning gasket



Horizontal and vertical double spindle bearing



Replaceable wedge nut



Application of low friction sliding element

**Product description (standard execution):**

- Body bonnet and wedge made of ductile cast iron EN-GJS 400-15
- Full bore gate valve
- NBR/EPDM fully vulcanised wedge
- Application of low friction sliding element
- Wedge nut made of forged brass - replaceable
- Stainless steel spindle with rolled thread
- Low friction double spindle bearing acting both horizontal and vertical way
- O-ring spindle sealing packing cork protected against contact with medium
- Under pressure replaceable packing cork
- Forged packing cork protected against unscrewing
- Packing cork protected against dirt penetration
- Body bonnet Zinc coated screws protected by wax
- Epoxy coating minimum 250 microns according to EN ISO 12944-5
- Product according to EN 1074-1 and 2; 2002 EN 1171
- Flange connection according to EN 1092-2; (DIN 2501) pressure PN10; PN16
- Face to face according to EN 558-A1 F5 (DIN 3202) – catalogue number 2002
- Face to face according to EN 558-A1 F4 (DIN 3202) – catalogue number 2111
- Product marking according to EN 19; EN 1074

**Application:**

Water and sewage networks and tanks. Transport of non aggressive liquids.  
Working conditions:  
temp. up +70°C  
pressure up to 1,6 MPa

**Execution variant:**

Ductile cast iron EN-GJS 500-7  
SS body and bonnet screws  
With ISO top flange for actuator  
With electric or pneumatic actuator - see.: 2901 2902 2903 2911  
With inductive or electromechanical sensor  
With opening indicator  
Other material variants on request!

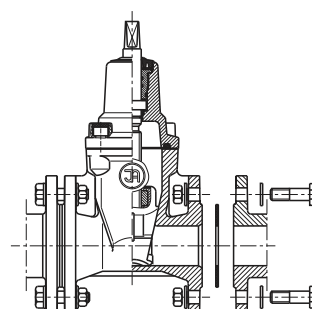
**Test control:**

Hydraulic test according to EN 1074-1; EN 1074-2; EN 12266-1  
Seat: 1,1 xPN  
Body: 1,5 x PN  
Operation torque test.

**Accessories:**

Extension spindle - see: 9010, 9011  
Pillar with handwheel - see: 9113  
Pillar for electric actuator - see: 9114  
Handwheel - see: 9301  
Street box - see: 9501, 9509

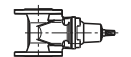
**Installation:**



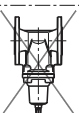
Recommended



Acceptable

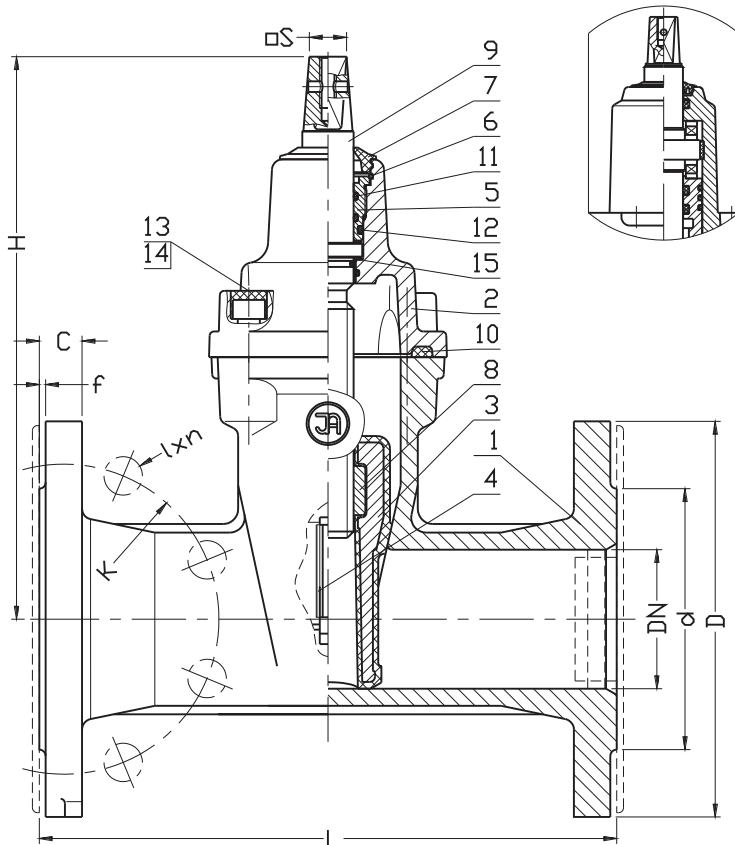


Not acceptable



Bearing for DN40 - 350

Bearing for DN > 350



No.	Part	Standar execution
1	Body	Ductile cast iron EN-GJS-400-15 or EN-GJS-500-7 EN 1563
2	Bonnet	Ductile cast iron EN-GJS-400-15 or EN-GJS-500-7 EN 1563
3	Wedge	Brass acc. to EN 1982 (DN32) Ductile cast iron (DN40-DN600) EN-GJS-400-15 or EN-GJS-500-7 EN 1563 Rubber EPDM NBR EN ISO 1629
4	Wedge slider	Poly amide EN ISO 1874-1
5	Packing cork	Brass EN 1982
6	Protection ring	Steel 1.1260
7	Cleaning gasket	Rubber EPDM or NBR EN ISO 1629
8	Spindle nut	Brass EN 1982
9	Spindle	Stainless Steel 1.4021 EN 10088-1
10	Body-bonnet gasket	Rubber EPDM or NBR EN ISO 1629
11	O-ring	Rubber EPDM or NBR EN ISO 1629
12	O-ring	Rubber EPDM or NBR EN ISO 1629
13	Screw	Steel Fe/Zn5, stainless steel EN ISO 4762
14	Screw stopper	Wax
15	Washer	Poly amide PA6 EN ISO 1874-1

- other material variants on special request

DN	2111 L	2002 L	H	d PN16 (PN10)	D PN16 (PN10)	K PN16 (PN10)	I PN16 (PN10)	C	f	n PN16 (PN10)	Turns for full open	S	Weight	Weight
[mm]												[mm]	2111 [kg]	2002 [kg]
32	130	140	145	76	140	100	19	18	3	4	9	12	5	6
40	140	240	220	84	150	110	19	19	3	4	11	14	9	10
50	150	250	230	99	165	125	19	19	3	4	13,5	14	10	11
65	170	270	265	118	185	145	19	19	3	4	14	17	14	16
80	180	280	290	132	200	160	19	19	3	8	17	17	15	17
100	190	300	325	156	220	180	19	19	3	8	21	19	21	23
125	200	325	365	184	250	210	19	19	3	8	26	19	31	39
150	210	350	457	211	285	240	23	19	3	8	26	19	41	48
200	230	400	534	266	340	295	23	20	3	12 (8)	34,5	24	62	77
250	250	450	633	319	405	355 (350)	28 (23)	22	3	12	42,5	27	94	106
300	270	500	708	370	460	410 (400)	28 (23)	25	4	12	51	27	122	148
350	290	550	790	429	520	470 (460)	28 (23)	27	4	16	60	27	216	254
400	310	600	1020	480	580	525 (515)	31 (28)	28	4	16	58	32	298	345
450	330	-	1090	548 (530)	640	585 (565)	31 (28)	30	4	20	65	32	350	-
500	350	700	1220	609 (582)	715 (670)	650 (620)	34 (28)	32	4	20	63	36	458	540
600	390	800	1390	720 (682)	840 (780)	770 (725)	37 (31)	36	5	20	77	36	640	776
600*	430	900	1390	794	910 (895)	840	37 (31)	36	5	24	77	36	670	-

\*DN800-DN1000 on special request

\*Flange connection EN 1092-2 for DN700 - valve diameter DN600

We reserve the rights to modify the production program and the given data without separate notices due to the permanent company development.

**Resilient seated gate valve  
flanged**

**PN25**

**SEWAGE**

**WATER**



Gate valve 2111 DN80



Gate valve 2002 DN80



Gate valve 2111 DN500



Packing cork protected against unscrewing and fully covered by additional cleaning gasket



Horizontal and vertical double spindle bearing



Replaceable wedge nut



Application of low friction sliding element

**Product description (standard execution):**

- Body bonnet and wedge made of ductile cast iron EN-GJS 400-15
- Full bore gate valve
- NBR/EPDM fully vulcanised wedge
- Application of low friction sliding element
- Wedge nut made of forged brass - replaceable
- Stainless steel spindle with rolled thread
- Low friction double spindle bearing acting both horizontal and vertical way
- O-ring spindle sealing packing cork protected against medium
- Under pressure replaceable packing cork
- Forged packing cork protected against unscrewing
- Packing cork protected against dirt penetration
- Body bonnet Zinc coated screws protected by wax
- Epoxy coating minimum 250 microns according to EN ISO 12944-5
- Product according to EN 1074-1 and 2; EN 1171
- Flange connection according to EN 1092-2 (DIN 2501) pressure PN25
- Face to face according to EN 558-A1 F5 (DIN 3202) – catalogue number 2002
- Face to face according to EN 558-A1 F4 (DIN 3202) – catalogue number 2111
- Product marking according to EN 19; EN 1074

**Application:**

Water and sewage networks and tanks. Transport of non aggressive liquids.  
Working conditions:  
temp. up +70°C

**Execution variant:**

Ductile cast iron EN-GJS 500-7  
SS body and bonnet screws  
With ISO top flange for actuator  
With electric or pneumatic actuator - see.: 2901, 2902, 2903, 2911  
With inductive or electromechanical sensor  
With opening indicator  
Other material variants on request!

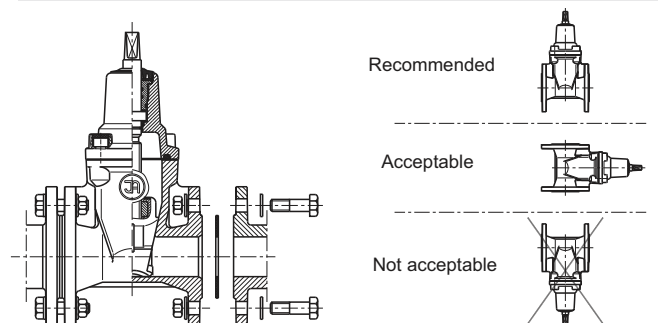
**Test control:**

Hydraulic test according to EN 1074-1; EN 1074-2; EN 12266-1  
Seat: 1,1 xPN  
Body: 1,5 x PN  
Operation torque test.

**Accessories:**

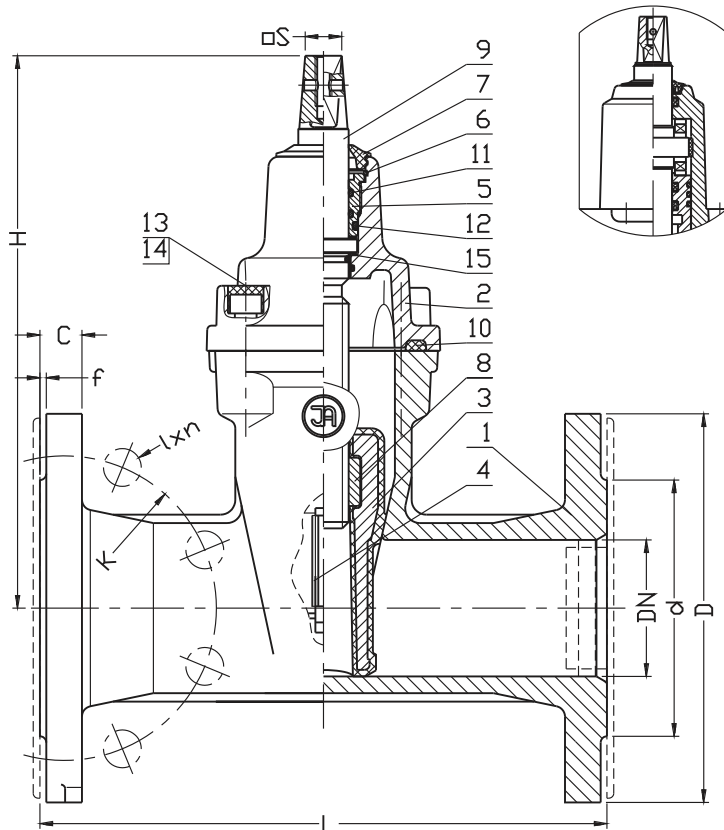
Extension spindle - see: 9010, 9011  
Pillar with handwheel - see: 9113  
Pillar for electric actuator - see: 9114  
Handwheel - see: 9301  
Street box - see: 9501, 9509

**Installation:**



Bearing for DN40 - 350

Bearing for DN > 350



No.	Part	Standard execution
1	Body	Ductile cast iron EN-GJS-400-15 or EN-GJS-500-7 EN 1563
2	Bonnet	Ductile cast iron EN-GJS-400-15 or EN-GJS-500-7 EN 1563
3	Wedge	Brass acc. to EN 1982 (DN32) Ductile cast iron (DN40-DN600) EN-GJS-400-15 or EN-GJS-500-7 EN 1563 Rubber EPDM: acc. to EN ISO 1629
4	Wedge slider	Polyamide EN-ISO 1874-1
5	Packing cork	Brass EN 1982
6	Protection ring	Steel 1.1260
7	Cleaning gasket	Rubber EPDM or NBR EN ISO 1629
8	Spindle nut	Brass PN-EN 1982
9	Spindle	Stainless Steel 1.4021 EN 10088-1
10	Body-bonnet gasket	Rubber EPDM or NBR EN ISO 1629
11	O-ring	Rubber EPDM or NBR EN ISO 1629
13	Screw	Steel Fe/Zn5, stainless steel Acc. to EN ISO 4762
14	Screw stopper	Wax
15	Washer	Polyamide PA6 EN ISO 1874-1

- other material variants on special request

DN	2111 L	2002 L	H	d	D	K	I	C	f	n	Turn for full open	S	Weight [kg]	
	[mm]										-	[mm]	2111	2002
32	130	140	145	76	140	100	19	19	3	4	9	12	5,3	6,1
40	140	240	220	84	150	110	19	19	3	4	11	14	9	10
50	150	250	230	99	165	125	19	19	3	4	13,5	14	10	10,5
65	170	270	265	118	185	145	19	19	3	8	14	17	14,5	15
80	180	280	290	132	200	160	19	19	3	8	17	17	17	19
100	190	300	325	156	220	190	23	19	3	8	21	19	24	26
125	200	325	365	184	270	220	28	19	3	8	26	19	31	36
150	210	350	457	211	300	250	28	20	3	8	26	19	44	50
200	230	400	534	274	360	310	28	22	3	12	34,5	24	63	80
250	250	450	633	330	425	370	31	25	3	12	42,5	27	100	111
300	270	500	708	389	485	430	31	28	4	16	51	27	127	162
350	290	550	790	448	555	490	34	30	4	16	60	27	230	245
400	310	600	1020	503	620	550	37	32	4	16	58	32	315	343
450	330	-	1090	548	670	600	37	32	4	20	65	32	385	-
500	350	700	1220	609	730	660	37	34	4	20	63	36	480	550


We reserve the rights to modify the production program and the given data without separate notices due to the permanent company development.

**Resilient seated gate valve  
with bypass  
flanged**

PN10  
PN16

SEWAGE

WATER



Gate valve 2111 DN600



Packing cork protected against unscrewing and fully covered by additional cleaning gasket



Horizontal and vertical double spindle bearing



Replaceable wedge nut



Application of low friction sliding element

### Product description (standard execution):

- Open and close bypass pressure regulation
- Body bonnet and wedge made of ductile cast iron EN-GJS 400-15
- Full bore gate valve
- NBR/EPDM fully vulcanised wedge
- Application of low friction sliding element
- Wedge nut made of forged brass - replaceable
- Stainless steel spindle with rolled thread
- Low friction double spindle bearing acting both horizontal and vertical way
- O-ring spindle sealing packing cork protected against contact with medium
- Under pressure replaceable packing cork
- Forged packing cork protected against unscrewing
- Packing cork protected against dirt penetration
- Body bonnet Zinc coated screws protected by wax
- Epoxy coating minimum 250 microns according to EN ISO 12944-5
- Product according to EN 1074-1 and 2; EN 1171
- Flange connection according to EN 1092-2 (DIN 2501) pressure PN10; PN16
- Face to face according to EN 558-A1 F5 (DIN 3202) – catalogue number 2002
- Face to face according to EN 558-A1 F4 (DIN 3202) – catalogue number 2111
- Product marking according to EN 19; EN 1074

### Application:

Water and sewage networks and tanks. Transport of non aggressive liquids.  
Working conditions:  
temp. up +70°C  
pressure up to 1,6 MPa

### Test control:

Hydraulic test according to EN 1074-1; EN 1074-2; EN 12266-1  
Seat: 1,1 xPN  
Body: 1,5 x PN  
Operation torque test

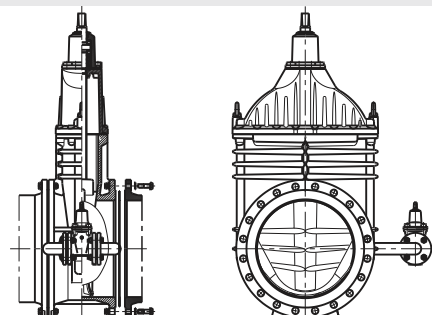
### Accessories:

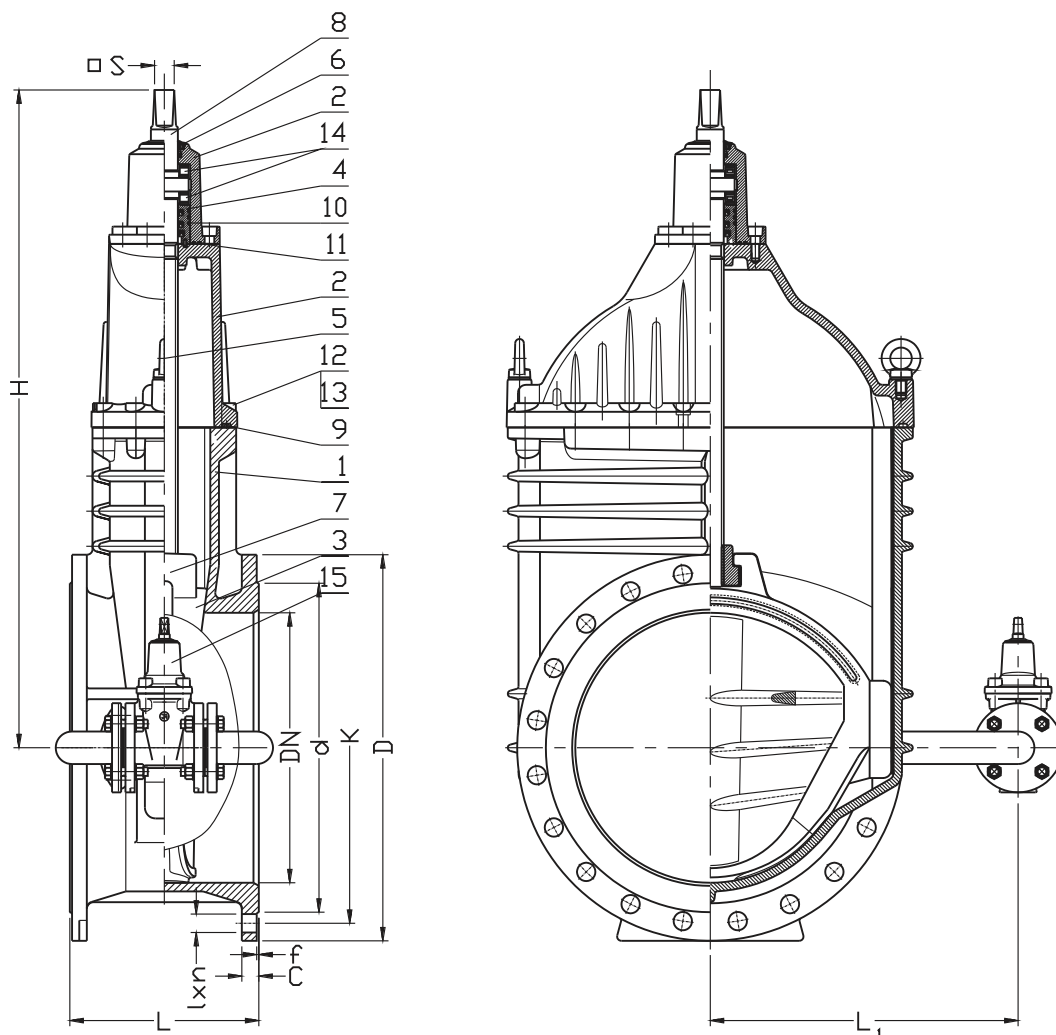
Extension spindle - see: 9010, 9011  
Pillar with handwheel - see: 9113  
Pillar for electric actuator - see: 9114  
Handwheel - see: 9301  
Street box - see: 9501, 9509

### Execution variant:

Ductile cast iron EN-GJS 500-7  
SS body and bonnet screws  
With ISO top flange for actuator  
With electric or pneumatic actuator - see.: 2901, 2902, 2903, 2911  
With inductive or electromechanical sensor  
With opening indicator  
Other material variants on request!

### Installation:





No.	Part	Standard execution	No.	Part	Standard execution
1	Body	Ductile cast iron EN-GJS-400-15 EN 1563	8	Spindle	Stainless steel 1.4021 EN 10088-1
2	Bonnet	Ductile cast iron EN-GJS-400-15 EN 1563	9	Body-bonnet gasket	Rubber EPDM EN ISO 1629
3	Wedge + slider	Ductile cast iron EN-GJS-400-15, EN 1563 Rubber EPDM, EN ISO 1629 Polyamide EN-ISO 1874-1	10-11	O-ring	Rubber EPDM EN ISO 1629
4	Packing cork	Brass EN 1982	12	Screw	Steel Fe/Zn5, Stainless steel EN ISO 4762
5	Hoisting hook	Steel Fe/Zn5 EN ISO 4017	13	Screw stopper	Wax
6	Cleaning gasket	Rubber EPDM EN ISO 1629	14	Bearing	Producer catalogue
7	Spindle nut	Brass EN 1982	15	By-pass	Gate valve Typ 2111

- other material variants on special request

DN	L 2111	L 2002	L <sub>1</sub>	H	d PN16 (PN10)	D PN16 (PN10)	K PN16 (PN10)	I PN16 (PN10)	C	f	n PN16 (PN10)	S	Weight	Weight	By-pass	
												[mm]				
												-	[mm]	2111 [kg]	2002 [kg]	DN
400	310	600	460	1020	480	580	525 (515)	31 (28)	28	4	16	32	315	350	40	
450	330	-	480	1090	548 (530)	640	585 (565)	31 (28)	30	4	20	32	365	-	40	
500	350	700	510	1220	609 (582)	715 (670)	650 (620)	34 (28)	32	4	20	36	475	578	50	
600	390	800	580	1390	720 (682)	840 (780)	770 (725)	37 (31)	36	5	20	36	665	670	65	
600*	390	-	580	1390	794	910 (895)	840	37 (31)	36	5	24	36	695	-		

\* Flange connection EN 1092-2 for Dn700 - valve diameter DN600

\* DN800-DN1000 on special request

We reserve the rights to modify the production program and the given data without separate notices due to the permanent company development.